

# Marine on Saint Croix Fire and Rescue Department



## *2020 Annual Report*

### **Introduction**

It is my pleasure to present the Marine on Saint Croix Fire and Rescue Department Annual Report. We are honored to serve citizens and visitors in our community. In 2020, we completed our 134<sup>th</sup> year of service. We want to send out a thank you to all who have supported us this past year. This includes our families, our mayor, city council members, May Township supervisors, our mutual aid partners and most of all the citizens of our great community. We have, on many occasions, been humbled by the generosity and support.

The year brought new challenges to everyone in the country and to the operations of the department due to COVID pandemic. Covid-19 challenged our organization, necessitating that we remain flexible and adapt our response to requests for service and other incidents. We look forward to 2021 and the hope of getting back “to normal” regarding operations and community events.

### **COVID-19 Operations**

The department monitored the recommendations of the Center for Disease Control, Minnesota Department of Health, Washington County Public Health, and Regions Hospital Emergency Medical Services. We developed internal standard operating procedures for members regarding responses to calls, training, and expected pre-cautions to minimize risk to the members and public.

Council member and Public Safety co-chair Charlie Anderson led the city's outreach efforts within the community, to include physical signage, city communications, and social media. He provided citizens with recommendations, directives, and communications with the public on behalf of the city.

The department received personal protection equipment from the State of Minnesota during the initial phase of the pandemic as masks, face shields and gowns were unavailable from commercial vendors.

Members participated in a county-wide initiative for homemade mask drop-off. The fire hall was designated as a location for the community. The masks were turned over to Washington County Emergency Services who redistributed them within the county to other front-line workers in need.

Department members continued to respond to calls for assistance including those with persons displayed COVID symptoms. Personnel were prepared to assist the public while maintaining proper safety precautions. No member contracted COVID from exposure at a call or from other members at training or inspections. This attests to department members' commitment to pandemic safety measures while serving the community.

The department utilized Marine School for training ranging from search and rescue, ladder, and fire suppression. Classrooms provided greater ability to social distance. In-person training was suspended for three months to reduce the risk of exposure to members, but follow-on training kept our staff fully mission capable.

Normally, the department sends new members to outside training schools for initial emergency medical and fire training. The department delayed training of two new personnel, but plans have been made to get them trained in accordance with Covid mitigation strategies.

Fundraising by the department over the years has consisted of the street dance in June and the Art Fair in September. Due to the pandemic both events were canceled. Donation requests by mail were sent to residents. Citizens donated generously to the Relief Association and monies were forwarded to the city as dedicated funds for the department.

Unfortunately, Fire Prevention week activities were also canceled. However the department was proud to participate in modified vehicle parades for the Memorial Day procession, 4<sup>th</sup> of July, and high school graduation students in the community.

### **Grants**

The removal of carcinogens from firefighter gear has been a top priority of the fire service as studies have linked carcinogens left behind on firefighter bunker gear to cancer diagnosis of fire fighters around the United States. Washers and dryers found in our homes or businesses are insufficient for cleaning fire gear and neutralizing these dangerous substances. The State Fire Marshal Division authorized a grant program to assist fire departments in the purchase of commercial turnout gear washer/extractor and dryer. Subsequently, the department applied for a state grant to assist in financing a laundry washer and dryer. We were awarded a \$10,000 grant for the project, which will cover approximately half the cost. The work will be completed in 2021.

## Run Analysis

The department responded to 77 calls for the 2020 calendar year. Over the previous eight years, the department has averaged 82 calls. During the months of April, May, and December Governor Walz limited social gathering. The department observed no discernable changes in call volume during these months in an eight-year analysis.

We responded to one building fire in the city of a dilapidated structure that was started by a wildland fire. The resident had intended on tearing it down, so there was no dollar loss to report. We responded to a kitchen fire in May Township which was contained to the cooking pot.

We received mutual aid assistance from the Scandia Fire Department and the Department of Natural Resources on one wildland fire. Scandia Fire Department assisted on five more incidents including one building fire, one wildland fire, two motor vehicle accidents, and one water event. We normally request aid once a year.

We responded to mutual aid and auto aid calls six times to our county fire partners, Stillwater and Scandia: Two brush fires, three building fires, and one auto accident (canceled en route).

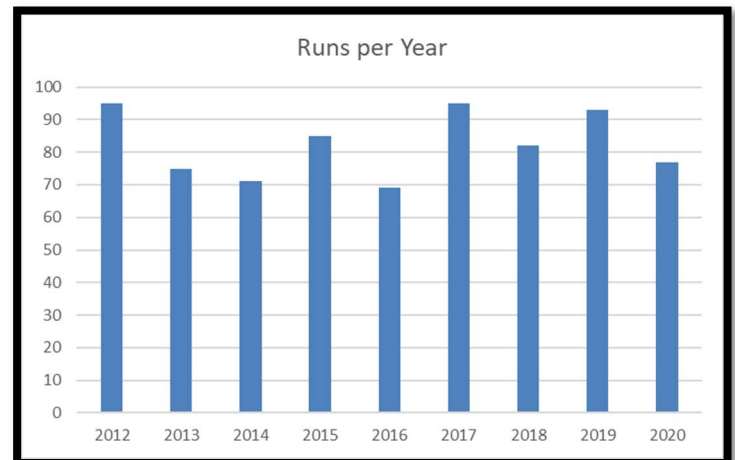
Excluding mutual aid and auto aid calls, the department responded to 71 calls in our primary service area including 30 calls in May Township. 41 were in the city of Marine on Saint Croix.

The following charts provide visualization of the type of calls and trends:

### Yearly Run Comparison

The statistical information compares the total count of runs by the department in the previous years.

Year	Runs
2012	95
2013	75
2014	71
2015	85
2016	69
2017	95
2018	82
2019	93
2020	77



2020 Incidents by Type and Location

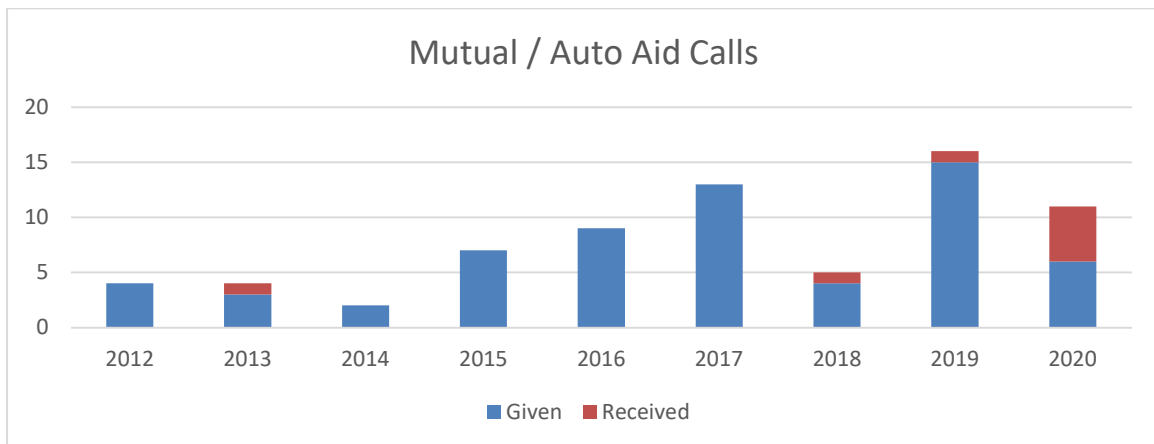
The statistical information demonstrates the breakdown of incidents responded to by the department by type and location for the year.

Type of Call	Marine on Saint Croix	May Township	Out of Area Aid	Total
Alarm (including CO)	1	1	0	2
Arcing, electrical, power line down	1	1	0	2
Brush or brush-and-grass mixture fire	4	1	2	7
Building Fire	1	1	3	5
Dispatched and canceled en route	3	6	1	10
Medical	26	16	0	42
Motor vehicle accident with injuries	3	3	0	6
Search for person on land or water	1	1	0	2
Smoke, odor, gas leak	1	0	0	1
<b>Total</b>	<b>41</b>	<b>30</b>	<b>6</b>	<b>77</b>

Yearly Analysis of Mutual Aid / Auto Aid Calls

The statistical information below displays the number of aid (auto, mutual) calls the department assisted over a nine-year period.

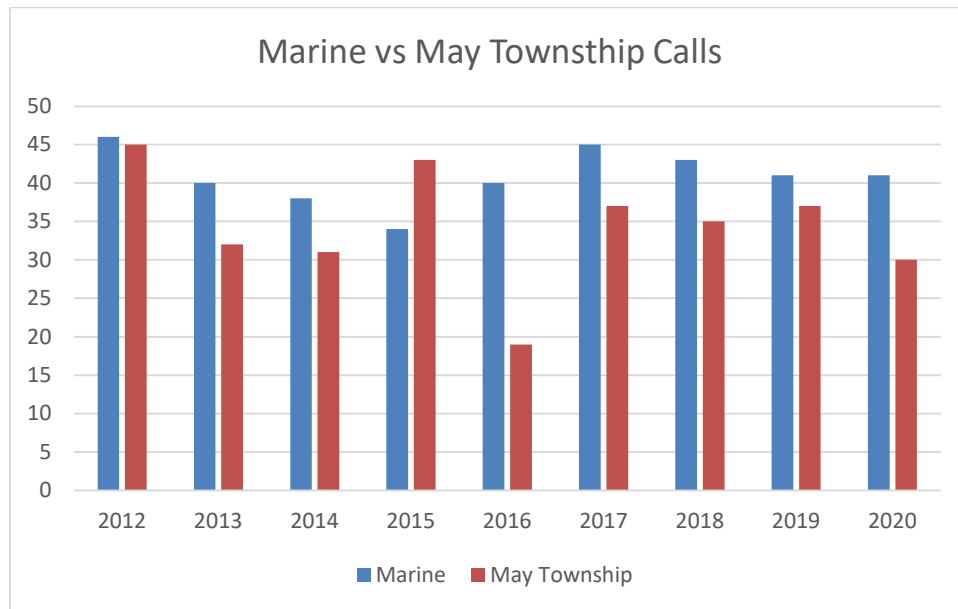
	2012	2013	2014	2015	2016	2017	2018	2019	2020	Grand Total
<b>Given</b>	4	3	2	7	9	13	4	15	6	63
<b>Received</b>	0	1	0	0	0	0	1	1	5	8
<b>Grand Total</b>	4	4	2	7	9	13	5	16	11	71



Location of Incidents Over the Years

This statistical graph show the breakdown of calls to the City of Marine on Saint Croix as compared to May Township over the years. This data excludes auto aid and mutual aid calls.

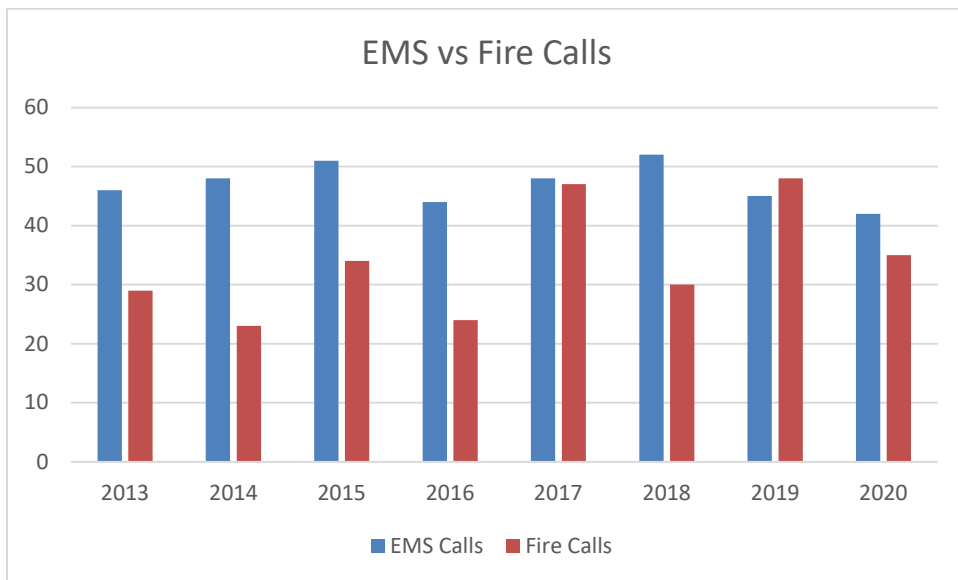
	2012	2013	2014	2015	2016	2017	2018	2019	2020
<b>Marine</b>	46	40	38	34	40	45	43	41	41
<b>May Township</b>	45	32	31	43	19	37	35	37	30
<b>Total</b>	91	72	69	77	59	82	78	78	71



EMS calls versus Fire Calls

The statistical information demonstrates the breakdown of medical calls and fire calls the department responded to over the years.

	2013	2014	2015	2016	2017	2018	2019	2020
<b>EMS Calls</b>	46	48	51	44	48	52	45	42
<b>Fire Calls</b>	29	23	34	24	47	30	48	35
<b>Total Calls</b>	75	71	85	68	95	82	93	77



Runs by the Month Comparison by Years

The following chart displays the number of runs per month over the years.

	2012	2013	2014	2015	2016	2017	2018	2019	2020	Grand Total
January	5	9	4	4	3	5	6	5	7	48
February	1	5	9	2	2	6	4	2	5	36
March	4	6	5	6	5	7	6	8	6	53
April	8	2	5	17	13	10	4	6	5*	70
May	9	6	3	7	5	7	18	7	5*	67
June	20	3	2	7	4	13	7	13	8	77
July	10	10	9	14	7	12	7	10	8	87
August	9	8	9	8	8	8	9	9	10	78
September	9	6	4	6	5	4	9	8	6	57
October	7	7	6	7	2	5	3	8	4	49
November	11	4	4	4	8	7	4	8	5	55
December	2	9	11	3	6	11	5	9	8*	64
Grand Total	95	75	71	85	68	95	82	93	77	

\*Months training was suspended for COVID concerns

Calls by day of the week in each month

The chart shows the number of calls in 2020 by the day of the week and month

Day of Week	Jan	Feb	Mar	Apr	May	Jun	Jul	Aug	Sep	Oct	Nov	Dec	Grand Total
Sunday	1	1	3	2	0	2	3	1	1	0	1	0	15
Monday	1	2	0	1	1	1	2	3	0	0	1	0	12
Tuesday	1	0	0	1	1	1	2	2	0	2	3	0	13
Wednesday	1	0	1	0	0	0	0	0	0	0	0	2	4
Thursday	2	0	0	0	0	3	0	1	2	0	0	1	9
Friday	0	0	0	1	1	0	0	2	2	2	0	1	9
Saturday	1	2	2	0	2	1	1	1	1	0	0	4	15
Grand Total	7	5	6	5	5	8	8	10	6	4	5	8	77

The number of calls during periods of a day

The chart shows the number of calls in 2020 broken down by the time of day.

Hours	Calls
0	2
1	2
3	1
4	1
6	2
7	3
8	6
9	1
10	3
11	4
12	5
13	3
14	7
15	1
16	6
17	5
18	4
19	8
20	4
21	3
22	6
23	0

Respectfully submitted,

Dan Malmgren  
Fire Chief  
May 4th, 2021