

# Marine on Saint Croix Fire and Rescue Department



## *2021 Annual Report*

### **Summary**

On behalf of the men and women of the Marine on Saint Croix Fire and Rescue Department, I am proud to present the 2021 Annual Report. While the community persevered during the pandemic, the dedication of our members ensured there was never a gap in service delivery. We adapted our procedures in a manner that protects those we serve, treats those who need our help, and still protects members and their families from contracting the virus. The members of Marine on Saint Croix Fire and Rescue Department have done an amazing job rising to this challenge and shown a level of ingenuity and spirit that allows us to continue to provide service.

## **Membership Health**

The commitment to our members allows us to show them the support that they deserve and produces members that are both physically and mentally capable of providing enhanced service to our community.

The department improved its workout facility for members with the addition of new treadmill, windmill, rowing machine and weightlifting equipment. We are looking into updating other fitness equipment for 2022.

Our volunteers face hazardous incidents and dangerous environments. The residential household washer and dryer used for years was not designed to remove toxic combustion byproducts. Through a grant award in 2020, we were able to purchase a washer and dryer specifically designed to extract the carcinogens accumulated on fire gear while fighting fires. It was installed in the first quarter of 2021 replacing the household appliances used.



## Training

The department returned to regular training schedule in 2021. All indoor training was moved to the Marine School as it allowed social distancing for members. The department participated in two training sessions with our auto-aid partner, Scandia Fire Department. The sessions included drafting water from area lakes as a source of water for rural fire suppression. The second training covered automatic sprinklers and pre-plan fire response to businesses in downtown Marine.

## Events



The July 4<sup>th</sup> parade in downtown Marine returned in 2021 with large crowd. It had been canceled in 2020 due to COVID.



At Scandia Taco Daze, the department participated in the annual parade and water ball tournament.



Each year the department sponsors a street dance in the summer to as a fundraiser and civic event for the community. The event was moved to Saturday afternoon in October this year. Weather failed to cooperate, but the dedicated community still came out.

## **Membership**

Due to a reduction in participation by membership and expected retirements, the department commenced a membership drive. During the month of December, an article was run in the city quarterly newsletter and an article in local newspaper asking for volunteers. We are looking forward to new additions to the department. As of the date of publication, five personnel retired and six people joined the department for a total strength of 32 members.

## **Run Analysis**

In 2021, the Marine on Saint Croix Fire and Rescue Department responded to 87 calls for service, an increase over the ten-year average of 83 calls. While the number of fire calls only decreased by two (33 from 35), the number of medical calls increased by 28.5% (42 to 54).

Excluding mutual aid and auto aid calls, the department responded to 80 calls in our primary service area including 24 calls in May Township and 56 in the city of Marine on Saint Croix. There was a noticeable increase of calls within the city. This is displayed in the charts.

The department responded to seven mutual aid and auto aid calls for assistance from our county fire partners, Stillwater and Scandia: one wildland fire, four building fires, one auto accident, and a call that was canceled enroute.

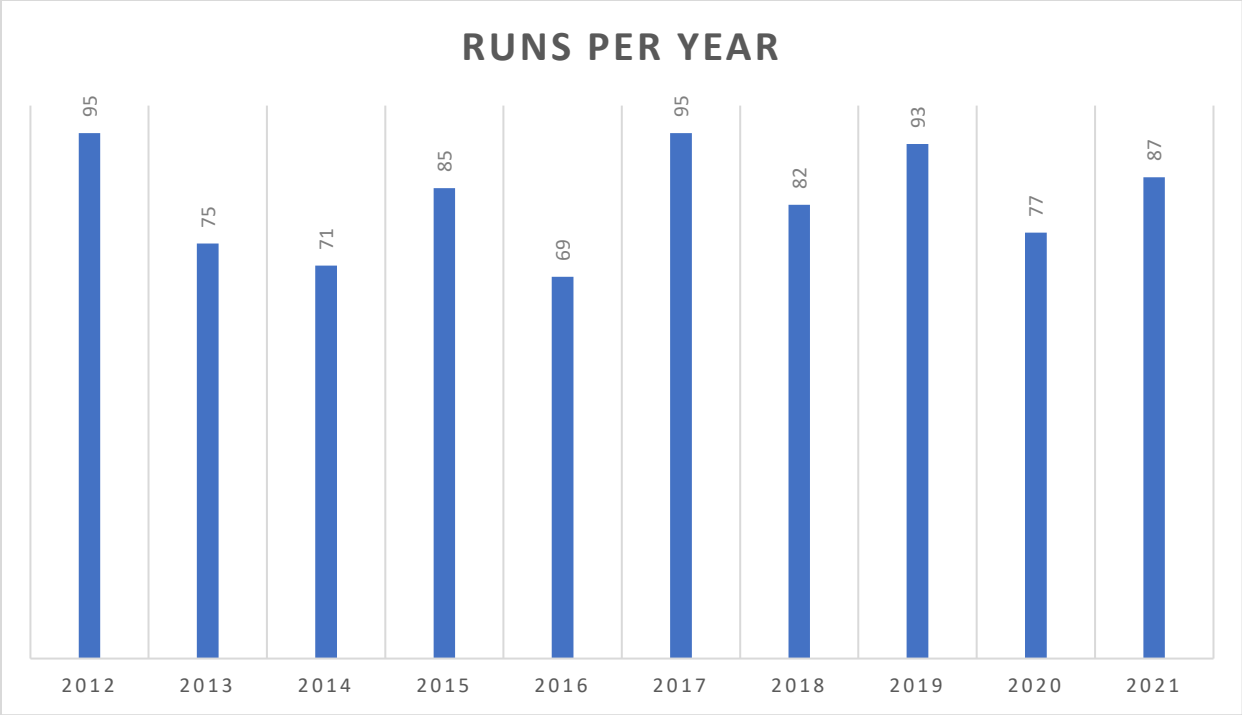
The department did not have any structural or wildland fire calls in our primary service area.

The following charts provide visualization and insight to calls:

### Yearly Run Comparison

The chart and graph compare the total count of runs by the department in the previous years.

<b>Year</b>	<b>Runs</b>
2012	95
2013	75
2014	71
2015	85
2016	69
2017	95
2018	82
2019	93
2020	77
2021	87



2021 Incidents by Type and Location

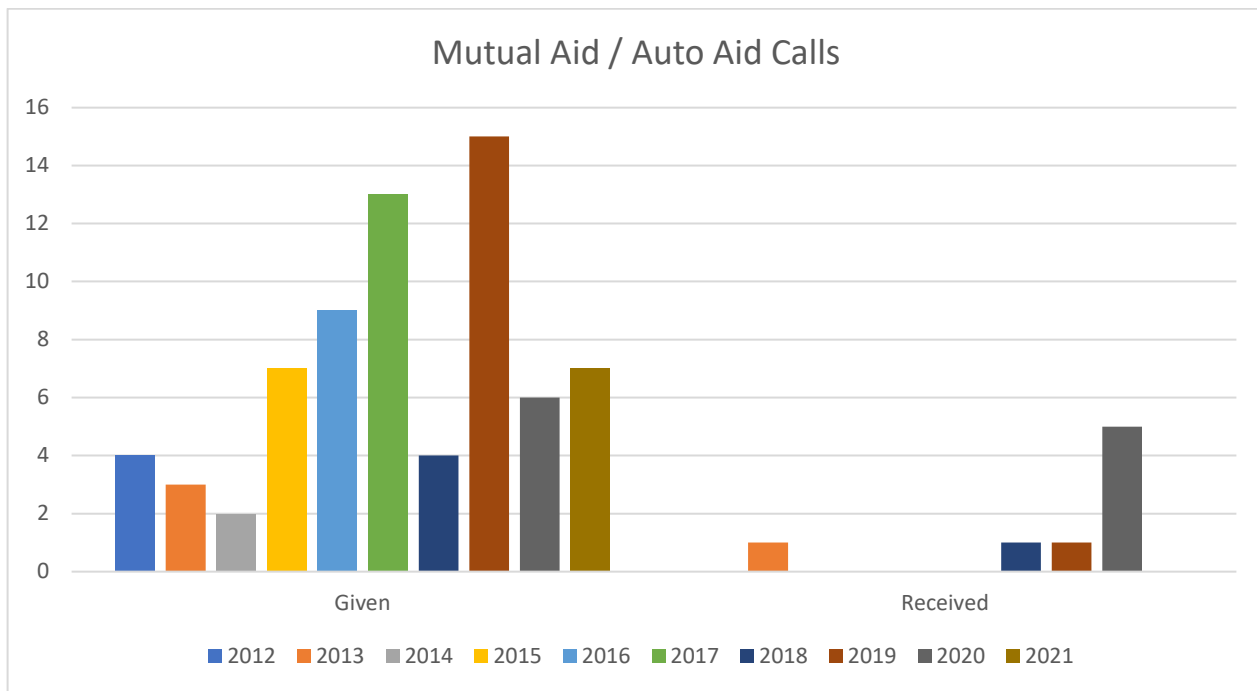
The statistical information demonstrates the breakdown of incidents responded to by the department by type and location for the year.

<b>All Calls for 2021 on Fire Response Areas</b>	<b>Marine</b>	<b>May Township</b>	<b>Aid to Scandia</b>	<b>Aid to Stillwater</b>	<b>Grand Total</b>
<b>Alarm system activation, no fire - unintentional</b>	4	7	0	0	11
<b>Building fire</b>	0	0	3	1	4
<b>Carbon monoxide incident</b>	1	0	0	0	1
<b>Dispatched and cancelled enroute</b>	1	1	1	0	3
<b>EMS call, excluding vehicle accident with injury</b>	35	13	0	0	48
<b>EMS Dispatched and cancelled enroute</b>	4	1	0	0	5
<b>Gas leak (natural gas or LPG)</b>	1	0	0	0	1
<b>Grass fire</b>	0	0	1	0	1
<b>Local alarm system, malicious false alarm</b>	1	0	0	0	1
<b>Motor vehicle accident with injuries</b>	2	1	1	0	4
<b>Motor vehicle accident with no injuries.</b>	1	1	0	0	2
<b>Motor vehicle/pedestrian accident (MV Ped)</b>	1	0	0	0	1
<b>Outside rubbish, trash or waste fire</b>	1	0	0	0	1
<b>Power line down</b>	3	0	0	0	3
<b>Water &amp; ice-related rescue, other</b>	1	0	0	0	1
<b>Grand Total</b>	<b>56</b>	<b>24</b>	<b>6</b>	<b>1</b>	<b>87</b>

Yearly Analysis of Mutual Aid / Auto Aid Calls

The statistical information below displays the number of auto and mutual aid calls the department assisted over a ten-year period.

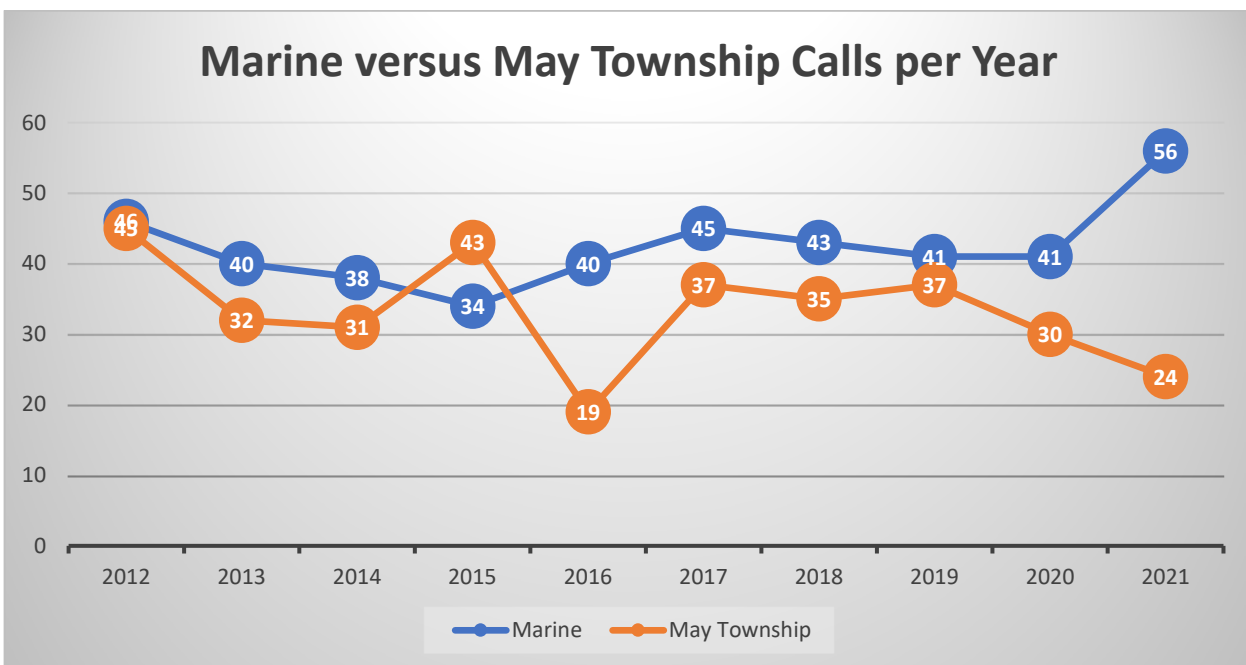
	2012	2013	2014	2015	2016	2017	2018	2019	2020	2021	Average
<b>Given</b>	4	3	2	7	9	13	4	15	6	7	7
<b>Received</b>	0	1	0	0	0	0	1	1	5	0	0.8
<b>Grand Total</b>	4	4	2	7	9	13	5	16	11	7	



Location of Incidents Over the Years

This statistical graph indicates the breakdown of calls to the City of Marine on Saint Croix as compared to May Township over the years. This data excludes auto aid and mutual aid calls.

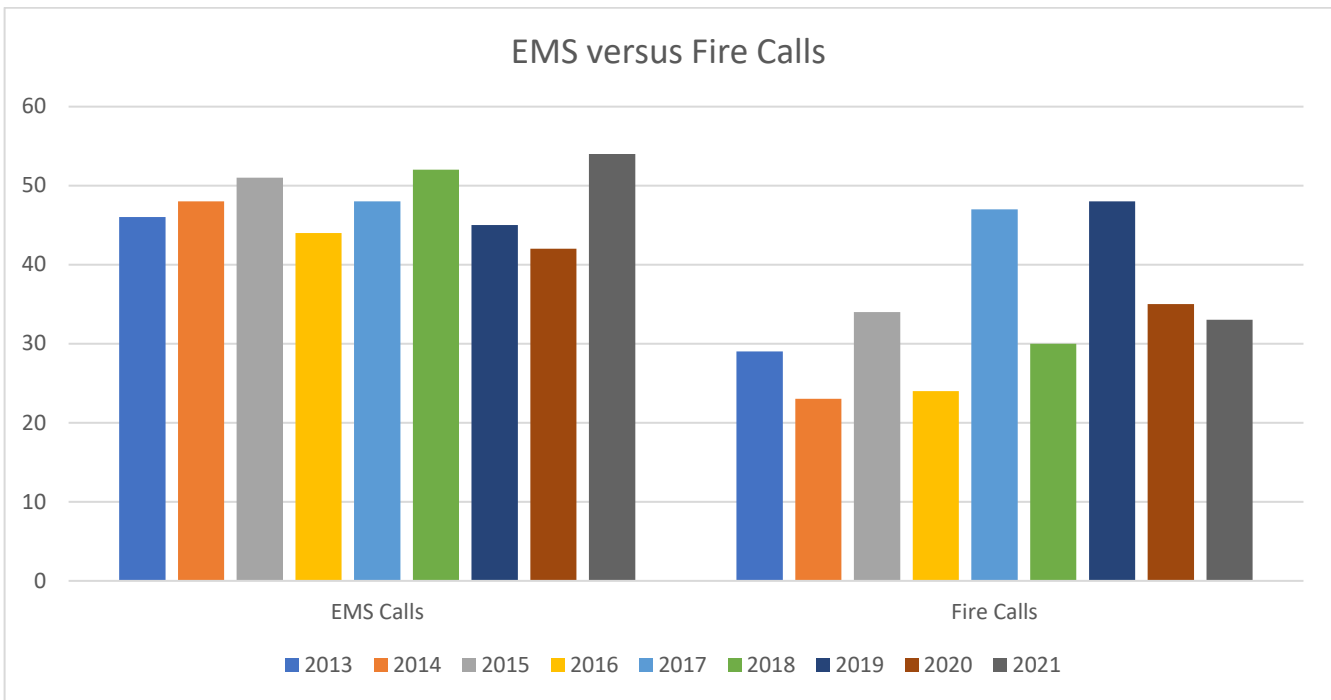
	2012	2013	2014	2015	2016	2017	2018	2019	2020	2021	Average
<b>Marine</b>	46	40	38	34	40	45	43	41	41	56	42.4
<b>May Township</b>	45	32	31	43	19	37	35	37	30	24	33.3
<b>Total</b>	91	72	69	77	59	82	78	78	71	80	



EMS calls versus Fire Calls

The statistical information demonstrates the breakdown of medical calls and fire calls the department responded to over the years. Note, if both EMS and Fire are needed for a call, it is counted as a Fire call as more personnel are needed to handle an incident.

	2013	2014	2015	2016	2017	2018	2019	2020	2021	Average
<b>EMS Calls</b>	46	48	51	44	48	52	45	42	54	47.8
<b>Fire Calls</b>	29	23	34	24	47	30	48	35	33	33.7
<b>Total Calls</b>	75	71	85	68	95	82	93	77	87	



Runs by the Month Comparison by Years

The following chart displays the number of runs per month over the years.

	<b>2012</b>	<b>2013</b>	<b>2014</b>	<b>2015</b>	<b>2016</b>	<b>2017</b>	<b>2018</b>	<b>2019</b>	<b>2020</b>	<b>2021</b>
<b>January</b>	5	9	4	4	3	5	6	5	7	13
<b>February</b>	1	5	9	2	2	6	4	2	5	4
<b>March</b>	4	6	5	6	5	7	6	8	6	4
<b>April</b>	8	2	5	17	13	10	4	6	5	6
<b>May</b>	9	6	3	7	5	7	18	7	5	6
<b>June</b>	20	3	2	7	4	13	7	13	8	7
<b>July</b>	10	10	9	14	7	12	7	10	8	9
<b>August</b>	9	8	9	8	8	8	9	9	10	7
<b>September</b>	9	6	4	6	5	4	9	8	6	10
<b>October</b>	7	7	6	7	2	5	3	8	4	9
<b>November</b>	11	4	4	4	8	7	4	8	5	8
<b>December</b>	2	9	11	3	6	11	5	9	8	4
<b>Grand Total</b>	95	75	71	85	68	95	82	93	77	87

Respectfully submitted,

Dan Malmgren

Fire Chief

May 14th, 2022